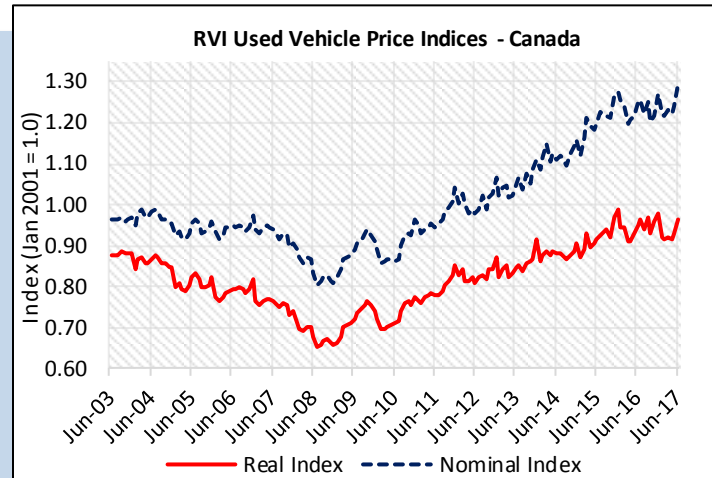




Used car prices increased in June.

The RVI Used Vehicle Price Index (Real) saw an increase of 3.9% from May to June. When compared to June 2016, the index increased by 1.7%

On a nominal basis, our price index increased by 4.2% month-over-month. Compared to June of last year, nominal prices increased by 3.4%.



In June, most segments saw an increase in used car prices on a year-over-year basis.

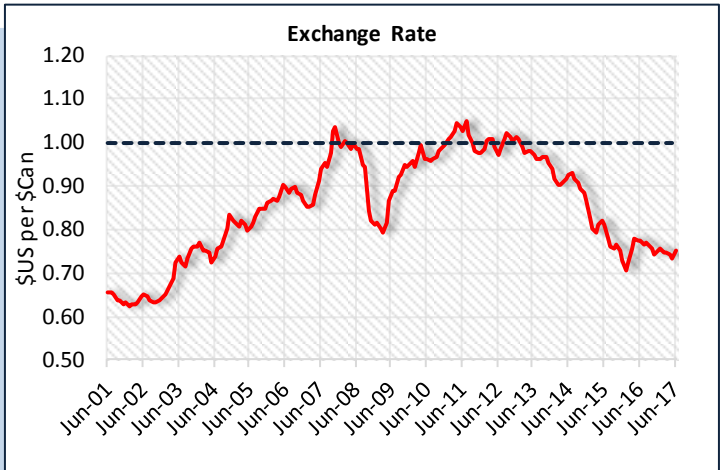
Among high volume vehicles, Compact Car prices increased by 4.2% on a year-over-year basis while Small SUVs were down by 8.1%.

RVI_SEGMENT	RVI USED VEHICLE PRICE INDEX-REAL			% Change from	
	Jun-17	May-17	Jun-16	M-to-M	Y-to-Y
SMALL SUV	0.949	0.984	1.032	-3.6%	-8.1%
MID-SIZE SUV	1.098	1.048	1.137	4.8%	-3.4%
LUXURY FULL-SIZE SEDAN	1.066	1.051	1.092	1.4%	-2.4%
FULL-SIZE SUV	0.942	0.917	0.961	2.7%	-2.0%
MINIVAN	0.881	0.874	0.896	0.8%	-1.7%
LUXURY SMALL SEDAN	0.943	0.919	0.939	2.5%	0.4%
LUXURY MID-SIZE SEDAN	1.120	1.105	1.114	1.4%	0.6%
FULL-SIZE PICKUP	1.063	1.081	1.050	-1.7%	1.2%
SUB-COMPACT	0.831	0.734	0.805	13.3%	3.2%
COMPACT	0.931	0.873	0.894	6.6%	4.2%
MID-SIZE SEDAN	0.963	0.891	0.910	8.1%	5.8%
LUXURY SUV	1.104	1.015	1.039	8.8%	6.2%
SMALL SEDAN	0.819	0.780	0.769	5.0%	6.5%
FULL-SIZE SEDAN	1.089	0.899	1.005	21.1%	8.4%
LUXURY COUPE	1.315	1.198	1.210	9.7%	8.6%
SPORTY COUPE	0.918	0.929	0.839	-1.3%	9.4%
SMALL PICKUP	1.303	1.100	1.134	18.5%	14.9%
FULL-SIZE VAN	0.890	0.697	0.732	27.7%	21.6%
Total	0.964	0.927	0.948	3.9%	1.7%

*Low volume vehicle segments highlighted in gray

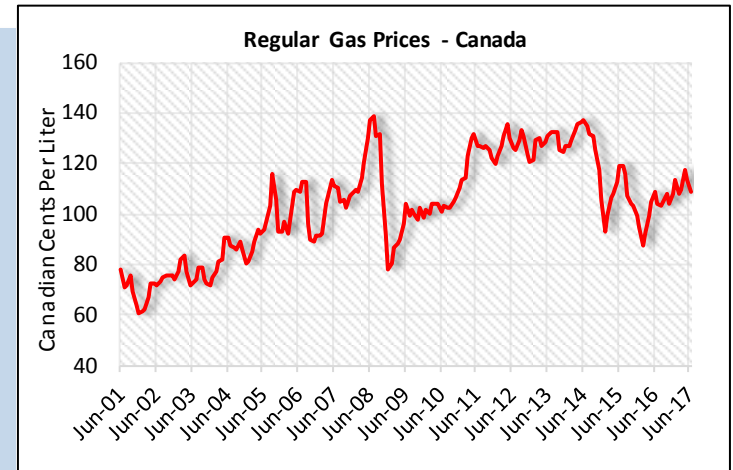
In June, the exchange rate increased.

In June, the exchange rate increased to 0.75 US\$/CAN\$ from 0.73 US\$/CAN\$ in May. In June 2016, the exchange rate was at 0.78 US\$/CAN\$.



Gas prices continued to fall in June.

Gas prices fell to \$1.09/Lt in June. This is a decrease of 4.1% from May. Compared to June of 2016, prices are at the same level.



Definitions:

RVI Used Vehicle Price Index - Our index (January 2001 = 1.0) measures the wholesale values of used cars (2-5 year-old vehicles) adjusted for mileage, mix, and seasonality.

Sources: Kent Group Ltd; Statistics Canada, FRED

Rene Abdalah
(203)975-2147
rabdalah@rvigroup.com

Wayne Westring
(203)975-2150
wwestring@rvigroup.com

Julio Franco
(203)975-2152
jfranco@rvigroup.com