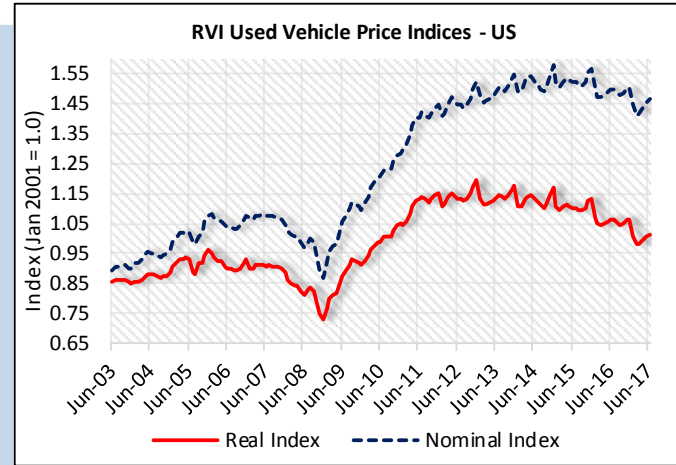




Used car prices increased in June.

The RVI Used Vehicle Price Index (Real) increased from May to June by 0.6%. However, when compared to June of 2016, prices were down by 4.4%.

Our Used Vehicle Price Index (Nominal) increased by 0.8% in June when compared to May. When compared to June of 2016, the index fell by 2.2%.



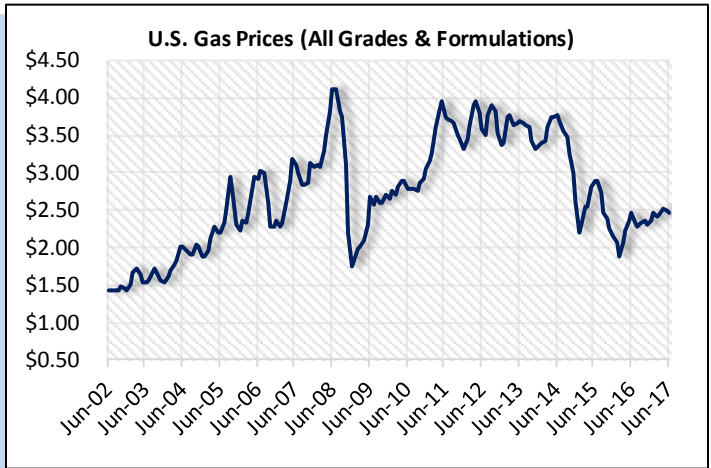
Used car prices for almost all segments are down on a year-over-year basis.

Used car prices for Full-Size Pickups increased slightly while Compact Cars continue to decline on a year-over-year basis.

RVI USED VEHICLE PRICE INDEX-REAL			% Change from		
RVI_SEGMENT	Jun-17	May-17	Jun-16	M-to-M	Y-to-Y
COMPACT	0.876	0.887	0.946	-1.3%	-7.4%
SMALL SEDAN	0.938	0.945	1.011	-0.7%	-7.2%
FULL-SIZE SEDAN	0.912	0.903	0.979	1.0%	-6.8%
SUB-COMPACT	1.213	1.228	1.293	-1.2%	-6.2%
MID-SIZE SUV	1.171	1.154	1.246	1.5%	-6.1%
MID-SIZE SEDAN	0.932	0.940	0.992	-0.8%	-6.0%
SPORTY COUPE	0.970	0.962	1.027	0.9%	-5.5%
SMALL SUV	0.911	0.916	0.962	-0.6%	-5.3%
LUXURY SMALL SEDAN	0.919	0.909	0.969	1.1%	-5.2%
LUXURY SUV	1.067	1.058	1.119	0.8%	-4.7%
FULL-SIZE SUV	1.001	0.988	1.043	1.3%	-4.0%
MINIVAN	1.062	1.050	1.103	1.1%	-3.7%
LUXURY MID-SIZE SEDAN	0.934	0.927	0.968	0.8%	-3.5%
LUXURY COUPE	1.040	1.028	1.062	1.2%	-2.0%
LUXURY FULL-SIZE SEDAN	1.022	0.997	1.042	2.5%	-2.0%
FULL-SIZE VAN	0.994	0.966	1.006	2.9%	-1.2%
SPORTS CAR	0.903	0.879	0.911	2.7%	-0.9%
FULL-SIZE PICKUP	1.080	1.061	1.072	1.8%	0.7%
SMALL PICKUP	1.386	1.366	1.310	1.4%	5.7%
Total	1.013	1.007	1.060	0.6%	-4.4%

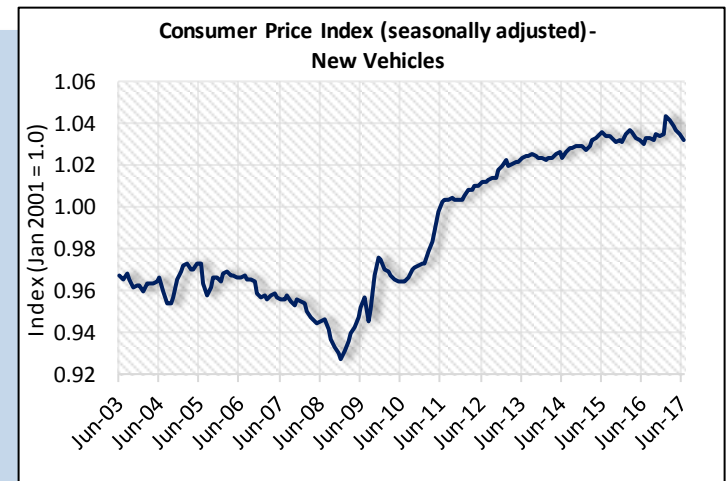
Gas prices fell in June to \$2.46/gal from \$2.50/gal in May.

In June, gas prices fell by 1.6% from the previous month. On a year-over-year basis, prices were down by 1.7%.



On a year-over-year basis, new vehicle were essentially flat in June.

New vehicle prices (transaction prices), on a seasonally adjusted basis, decreased by 0.3% from May to June.



RVI Used Vehicle Price Index - Our index (January 2001 = 1.0) measures the wholesale values of used cars (2-5 yr-old vehicles) adjusted for mileage, mix, and seasonality.

Sources: Bureau of Labor Statistics, US Department of Energy

Rene Abdalah
(203)975-2147
rabdalah@rvigroup.com

Wayne Westring
(203)975-2150
wwestring@rvigroup.com

Julio Franco
(203)975-2152
jfranco@rvigroup.com